

THE LV300 GREEN CLIMBER: REMOTE CONTROLLED TRACTOR MOWER WITH FLAIL

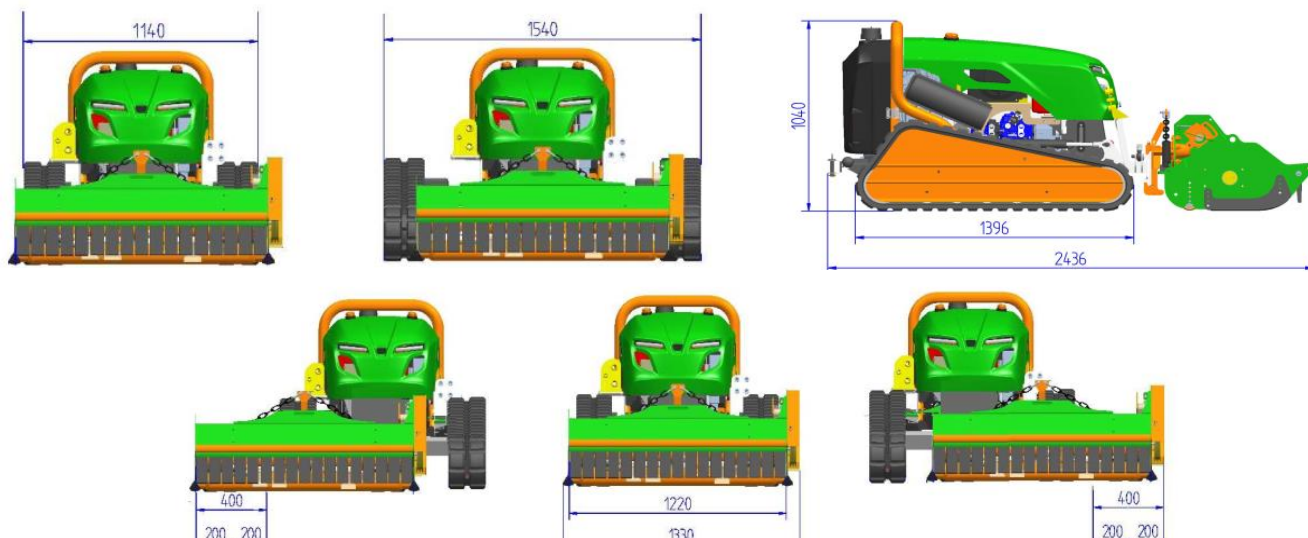


*Operates on 60 Degree Slopes!
All Directions!*

Extendable Tracks

*Side-shifting Flail
w/ Attachments*

*KOHLER TIER 4 final EPA &
California Emissions Compliant!*



MACHINE TECHNICAL SPECIFICATIONS

| | |
|---|------------------------------|
| Model | LV300 |
| Weight of the machine without attachment | 1500 LBS |
| Maximum work slope | 60° in all directions |
| Speed | 5.6 MPH |
| Engine | Kohler diesel KDG25-2 |
| Cooling | air |
| N° cylinders | 2 |
| Engine Power | 25hp |
| Min. track width | 45 Inches |
| Max track width | 61 Inches |
| Side-shifting of flail | + 16 Inches |
| Diesel Fuel tank capacity | 4.75 Gal |

FLAIL TECHNICAL SPECIFICATIONS

| | | | | |
|----------------------|--------------------|--------------------|----------------|----------------------|
| Cutting width | Total width | Rotor speed | Weight | Work pressure |
| 48 Inches | 52 Inches | 3300 RPM | 240 Lbs | 220[bar] |

LV300

The LV300 Slope Mower is considered Green Climber's middle model, in between the Mini, F300 Green Climber and the LV600 Green Climber because of its weight, dimensions and engine power.

Technical characteristics are as follows:

- Kohler Diesel Engine - CA & EPA Emissions Compliant Tier 4 Final
25 HP with amplified engine oil capacity
- Remote-controlled electric 2 position accelerator (min working rpm)
- A bigger oil radiator with reversible fan; new design
- Remote controlled extend-able undercarriage (same as LV600 Green Climber)
- "Quick-Connect" hydraulic connection (same as LV600 Green Climber)
- Remote controlled hydraulic side-shifting (same as LV600 Green Climber)
- Easy-read operation & maintenance on-board computer system
- In-line hydraulic pumps (same as LV600 Green Climber)
- 4.5 gallon diesel tank
- Remote controlled hydraulic lifting system of the flail
- 2 hydraulic lines (same as LV600 Green Climber)

GREEN CLIMBER LV 300 Defining Attributes:

Widening of Undercarriage Tracks:

The **widening of the undercarriage tracks** make Green Climbers unstoppable on any slope. If in extreme conditions the width of 45 Inches is not enough to avoid capsizing risk, the track width can be increased to 61 Inches to gain stability and balance. Green Climber LV300 has the lowest center of balance among its category. The movement is remote controlled.



Attachment Side-Shifting

Green Climber LV300 allows many movements with the accessory: lifting, tilting and side-shifting. All movements are remote controlled. The side-shifting allows up to +16 Inches of side-shifting on each side.

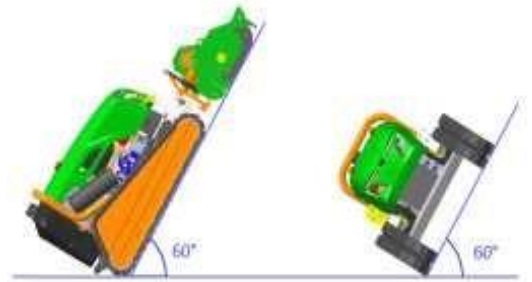


- Side-shifting has 2 advantages:

- it allows to work in areas where the machine cannot move: near ditches, walls or under structures that are lower than the machine (solar panels guardrails etc);
- it balances the machine weight when working in extreme slopes (moving it towards uphill direction).

Perfect traction on extreme slopes

LV300 has a specially patented system that guarantees engine lubrication in any direction and up to 60 degrees on slopes. The track widening system, together with the electronic steering trimmer correction, gives Green Climber a perfect traction on extreme slopes.



Availability of different attachments



Green Climber can use any type of attachment that complies with its power and weight. All attachments can be easily attached: Green Climber comes with a fast coupling plate and a fast coupling hydraulic system. All attachment movements are maneuvered with the remote control.



Remote control



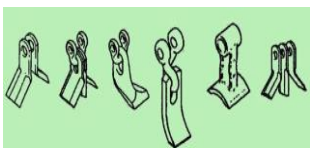
The remote control system can reach a distance of up to 1,000 ft and controls start/stop engine, acceleration, and all the movements of the attachment. Furthermore, it has a self-correcting steering system that, in case of a very steep slope it corrects the normal inclination of the machine towards the descent. The front-rear-left-right movements are commanded by a single joystick: this allows the operator to always have a free hand for other machine commands.

There is a battery charger on board for the remote control so that there is always a freshly charged battery available.



Mower

The LV300, as all models are supplied with flail blades but offer a choice of different types of knives or hammers.



It is a professional mower for roadside maintenance capable of cutting grass, brush, canes and small trees (up to 2-3 inches diam.).



Air filter

Double step air filtering systems assure good "engine breathing" with "spin" pre-filter system. It has a rotating device that prevents debris from entering the main air filter; this improves the engine performance and reduces fuel consumption.



I bXYWffjUy

HAYI bXYWffjUy jggpMjU nXygj[bYXi bXYWffjU YhcUj c]XhfUWg]df]g.g"HY hfUW hfUW]cb a drcfg \Uj Y YWfcb]Vj Uf]UWYgdYX F9]GcfUHYf hUb &gdYX"HY 9]G U'ckg a U jai a hrcfei YUbXcbkYf UhlbrngpYX"



<nXfU jWngYa`

HAY`nXfU jWngYa` jg`Z`m`df`cdf`h`j`ddU`U`ck]b[`hY`cdYfUrc`hc`Uj`Y`ga`cdh`a`g`Ya`Ydrgk`j]Y`Wdrc`j]b[`hY`a`U`W]bYXf]j`Y`UbX`U`h`U`W`a`Y`drg`d`f`W]g`Y`m`h`
HAYk`cY`nXfU jWngYa` jg`Xygj[bYXhc`k`cf`_`k]h`ck`Yf`d`f`Ygg`fY`UbX`h`a`d`f`U`h`i`f`Y`g`h`j`g`k]`Uj`Y`W`b`Z]`j`g`d`h`Y`g`n`h`a`j`h`y`Z`U`b`X`U`d`f`h`g`k]`U`h`d`b[`Yf`"

8jgdUhn

- gYfj jWVd bXckb
- fcb
- c] fUk]Urcf k]h`fY`Yfg]VY`Z`b`W`d`r`c`k]h`g`z`h`g`h`f`h`
- fYa dY`W`d`r`c`Y`X`g`k]h`W`d`b`P`c`Z`Y`b[`j]bY`
- Z`h`X`j`g`l`g`g`Y`a`V`n`k`h`g`j]b[`Y`W`d`b`W`d`r`c`j]d`*`-
- X]f`h`U`j`f`Z]h`f`U`Y`f`h`
- `ck`Z`Y`U`Y`f`h`
- g`Y`f`U`h`U`Y`f`h`
- `ck`c]`d`f`Y`g`g`f`Y`U`Y`f`h`



5j UjUW]hncZXjZfYchmdYgcZhfUWg

!`G`h`b`X`f`X`d`f`c`Z]Y`
!`<`j]`d`f`c`Z]Y`
!`AYhU`gd]_Yg`



5X]h`ddU`@` \$\$\$; fYb7]a VYf`gdMg]bW`YX]b`h`Y`d`f]W.

- <ccXh`U`h`W`j`Y`f`g`U`b`X`d`f`c`h`M`g`h`Y`Y`b[`]b`y`Z`U`f`Z]h`f`z]`j]U`W`a`d`b`Y`d`g`
- D`f`c`d`f`h`j`d`U`X]g`f]M`h`c`f`g`
- @`X`Y`U`K]`[`N`g`h`c`k`c`f`_`Y`Y`o`k`Y`b`h]g`X`U`f`_`
- (') ; U`d`b`Z`Y`h`u`b`_`Z`f`U`d`b[`Y`f`k`c`f`_`b[`V`d`i`f`g`
- Fc`!`W`f`
- 9`W`f`c`b]W`d`r`c`d`u`b`Y`Z`W`Y`d`f`g`Z`k`U`b[`]j]`[`N`g`k`W`[]`Y]`b`Z`f`a`U`h`d`b`U`d`i`h`h`Y`state of the machine: ex. low fuel level, oil pressure, overheating
- On Board battery charger with additional battery
- Towing hook
- Fast coupling systems on all electronic components for rapid and easy changing

Advantages of LV 300 Green Climber:

- The LV300 only requires a single operator to carry out the work of 10 people!
- It is not necessary to block off streets/lanes and therefore does not create traffic congestion
- It can be easily transported on a trailer or a small van
- It can reach areas with very steep slopes (up to 60°) in any direction
- thanks to the patented system of the engine lubrication, it has 10 times faster performance compared to traditional systems
- Provides maximum safety: the remote control and the special protection of the mower deck prevent objects being thrown towards the operator
- Advanced agility to avoid obstacles such as trees, road signs or other objects
- It can work at a longer distance compared to boom mowers
- low operative costs compared to traditional systems
- operative costs much lower than tractors with boom mowers
- High flexibility and productivity with all attachments (all movements are remote controlled)
- Complete safety for operators in any circumstance

Availability of Different Attachments

Green Climber can use any type of attachment that complies with its power and weight. The LV300 Green Climber comes with a fast coupling plate and a fast coupling hydraulic system to make attachment transitions easier.



Green Climber of North America 500 E.
Cossitt Avenue
La Grange, IL 60525
Ph: (708) 354-2171
Fax: (708) 354-8203
info@greenclimberna.com
www.GreenClimberNA.com